

SPECIFICATIONS

Model	A1 1"	A1 2"
Distance Measurement (Reflector)		
Range	5000m	
	1000m	
Accuracy	$\pm(1+1 \times 10^{-6} \cdot D)$ mm	$\pm(2+2 \times 10^{-6} \cdot D)$ mm
Measure Time	Continuous: 0.35s, Tracking: 0.2s, Single: less than 1.2s	
Distance Measurement (Reflectorless)		
Range (Kodak Standard Gray, 90% Diffuse Reflectance)*	1000m	
Accuracy	0-300m 2+2	300-600m 5+2 >600m 10+2
Measure Time	Continuous: 0.35s, Tracking: 0.2s, Single: less than 1.2s	
Angle Measurement		
Detection Method	Absolute Encoding	
Diameter of Encoding Disk	79mm	
Min. Reading	0.1"/1"	1"
Accuracy	1"	2"
Telescope		
Image	Erect	
Tube Length	152mm	
Effective Aperture	Effective: 45mm DTM: 47mm	
Magnification	30X	
Field of View	1°30'	
Resolution	3"	
Min. Focusing Range	1.5m	
Comprehensive parameter		
Sensor	Dual-axis Liquid-Electric Sensor (Range: $\pm 3'$, Accuracy: 1")	
Atmospheric Correction	T-P Sensor Auto Correction	
Prsim Constant	Auto Correction	
Trigger	Under Battery House	
Vial		
Plate Vial	30"/2mm	
Circular Vial	8'/2mm	
Plummet	Laser Plummet (Optical Optional)	
Data Transfer	RS-232C, USB, BLUETOOTH, Flash Disk	
Display Unit		
Type	LCD, Graphic	
Size	5.0 Inch	
Graphic Display	Max: 99999999.999 Min: 0.1mm	Max: 99999999.999 Min: 1mm
Battery		
Power Supply	Lithium Battery	
Voltage	7.4V	
Working Hours	8 Hours	
Dimension And Weight		
Dimension	206x200x353mm	
Weight	6.0kgs	
Storage		
ROM	16GB	
RAM	2GB	
Function		
GPS	Available	
Voice Recording	Available	
CPU	mt6735	
Data And Network		
Data Transfer	BLUETOOTH, Wifi, Wifi Hotspot	
4G	Available	
3G/2G	Available	
System Version (Sep.2018)	ANDROID 5.1	

*© South Surveying & Mapping Technology CO.,LTD All Rights Reserved

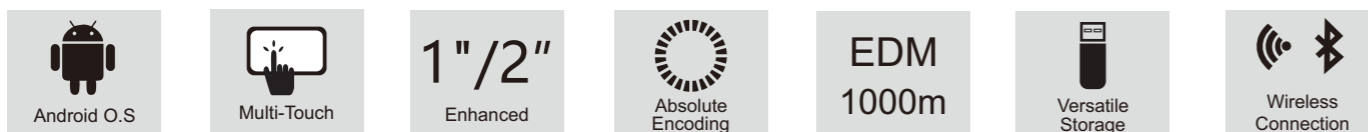
Kolida Android Total Station



Version: A1 2.0



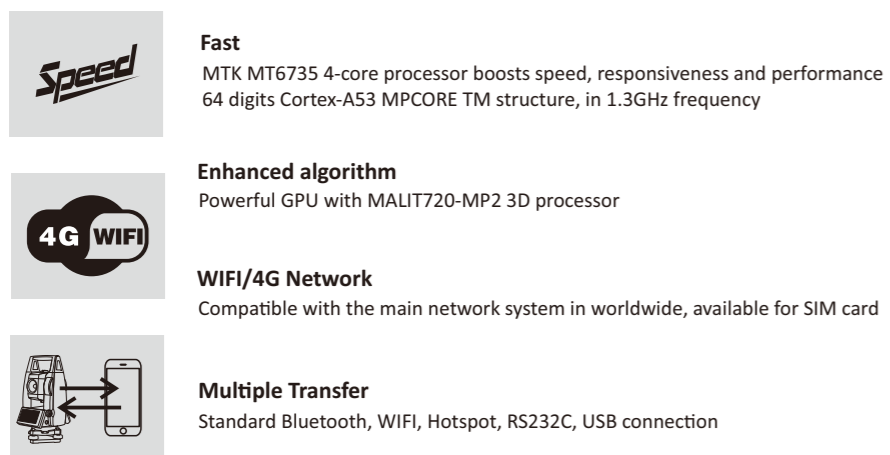
Features



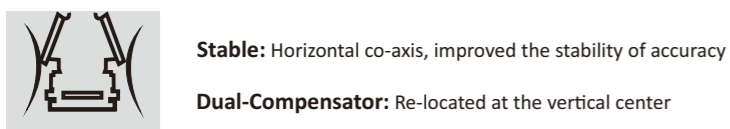
The first Android Total Station **A1** features open interface, available for any 3rd party software Available for customized software based on your own request
5.0 Inch capacitive screen with multi-touch technology, quick and smooth for operations.

Hardware

Intergrated CPU



Structure Improved



Software

simple but not simplistic

Professional Framing

Iconic user interface, offers a smooth and flashing working experience. Behind every simple step on A1 is our unremitting efforts to optimized the algorithm.

Built-in Toolbar, Quicker Than Ever

Integrate the setting page of laser pointer and plummet switch into quick menu. The switching of measure mode, target and sensor becomes quicker to activate in toolbar than the other models.

Stake-out Guidance

Compass pointer with stake-out sketch, driving the new premium extras and powerful tools for your job. A1 considered all the possible request by summing up the user's feedback over the years.

Automatic Graph Drawing

The graphic drawing in A1 realizes the data viewing and outputs in real-time. Precision designed down to the last pixel in all conditions.



Functions

